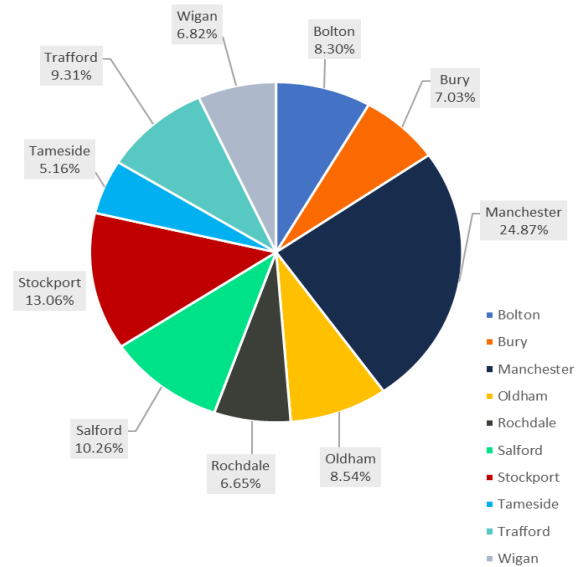


Appendix 1 – Inclusive Growth

Business Growth Hub Inclusive Growth Data – 2018/19 year to date April 19

Businesses Supported

- Number of businesses supported by Business Growth Hub in GM – 720
- Reported characteristics of owners of business supported as below



	No. (%)
Female	157 (22.2%)
BAME	105 (15.5%)

Note: % is of the total businesses which reported against that characteristic

LA location of all businesses supported

Inclusive Growth Impacts as below

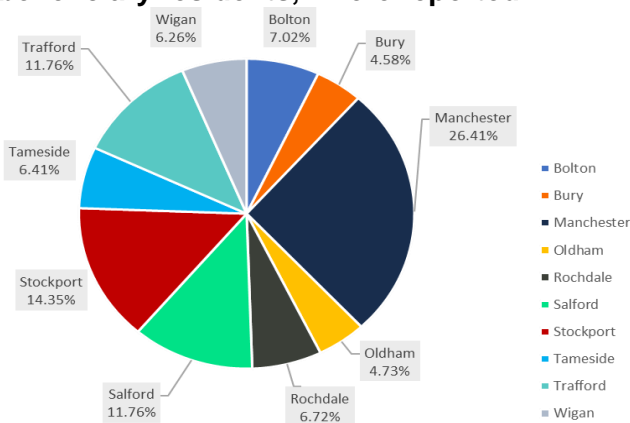
Pre-support (baseline position reported in period)	No.		Post-support (position reported in this period by businesses supported in this and previous periods)	No.	
Employ staff on zero hour contracts	31 (4.1%)		Employ staff on zero hour contracts	7 (3.4%)	
Employ staff paid below RLW	109 (16.9%)		Employ staff paid below RLW	52 (25.7%)	
Do you only use non-GM suppliers	181 (34.6%)		Reduced use of zero hour contracts	95 (46.3%)	
Undertake no voluntary / social value activity	319 (45.8%)	%	Increased staff paid at/above RLW	90 (43.5%)	%
NB percentages skewed by null values			Increased use of GM suppliers		
			Undertaken voluntary / social value activity		
Note: % is of the total businesses which have reported their			Note: % is of the total businesses which have		

current practice, pre BGH support			reported their current practice, post BGH support		
--	--	--	--	--	--

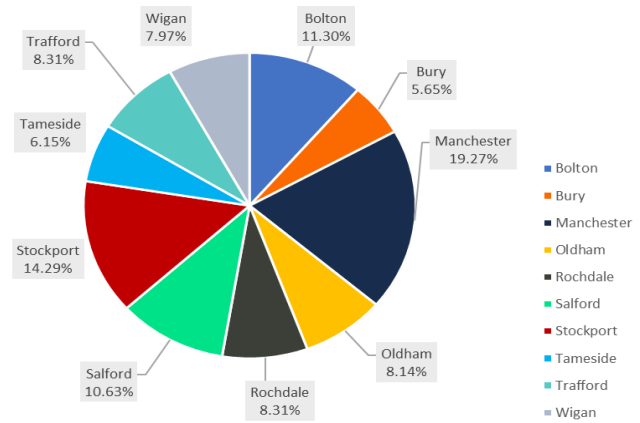
Job Beneficiaries

- Number of jobs created by Business Growth Hub in GM – 656
- Of the above, number for which LA residency of job beneficiary has been reported – 631

LA location of all businesses which have created jobs beneficiary residents, where reported



LA location of job beneficiary residents, where reported



Reported characteristics of job beneficiaries as below (**Note: % is of all beneficiaries for which that characteristic has been reported**)

Paid above GM median salary of £21,585	No. 164 (23.6%)		Under 25	No. 190 (23.7%)	
*significant band of no data	46 (6.3%)	%	Over 50	124 (15.4%)	%
Apprenticeship	94 (11.6%)		Disabled	11 (1.3%)	
BAME					

Individuals Supported to Start a Business

- Number of individuals supported by Business Growth Hub in GM – 629

Residency by LA of all individuals supported	Reported characteristics of individuals supported:	No. 313 (49.8%)	%
	Female	98 (15.6%)	
		35 (5.6%)	
		130 (20.7%)	

<p>A pie chart illustrating the distribution of BAME individuals across ten Manchester boroughs. The data is as follows:</p> <table border="1"> <thead> <tr> <th>Borough</th> <th>Percentage</th> </tr> </thead> <tbody> <tr> <td>Bolton</td> <td>0.63%</td> </tr> <tr> <td>Bury</td> <td>2.38%</td> </tr> <tr> <td>Manchester</td> <td>28.05%</td> </tr> <tr> <td>Oldham</td> <td>10.94%</td> </tr> <tr> <td>Rochdale</td> <td>3.17%</td> </tr> <tr> <td>Salford</td> <td>10.78%</td> </tr> <tr> <td>Stockport</td> <td>19.49%</td> </tr> <tr> <td>Tameside</td> <td>1.74%</td> </tr> <tr> <td>Trafford</td> <td>19.18%</td> </tr> <tr> <td>Wigan</td> <td>3.65%</td> </tr> </tbody> </table>	Borough	Percentage	Bolton	0.63%	Bury	2.38%	Manchester	28.05%	Oldham	10.94%	Rochdale	3.17%	Salford	10.78%	Stockport	19.49%	Tameside	1.74%	Trafford	19.18%	Wigan	3.65%	<p>BAME Under 25 Over 50 Disabled Unemployed</p> <p>Note: % is of all supported individuals who have reported against that characteristic</p>	<p>34 (5.4%) n/a</p>	
Borough	Percentage																								
Bolton	0.63%																								
Bury	2.38%																								
Manchester	28.05%																								
Oldham	10.94%																								
Rochdale	3.17%																								
Salford	10.78%																								
Stockport	19.49%																								
Tameside	1.74%																								
Trafford	19.18%																								
Wigan	3.65%																								