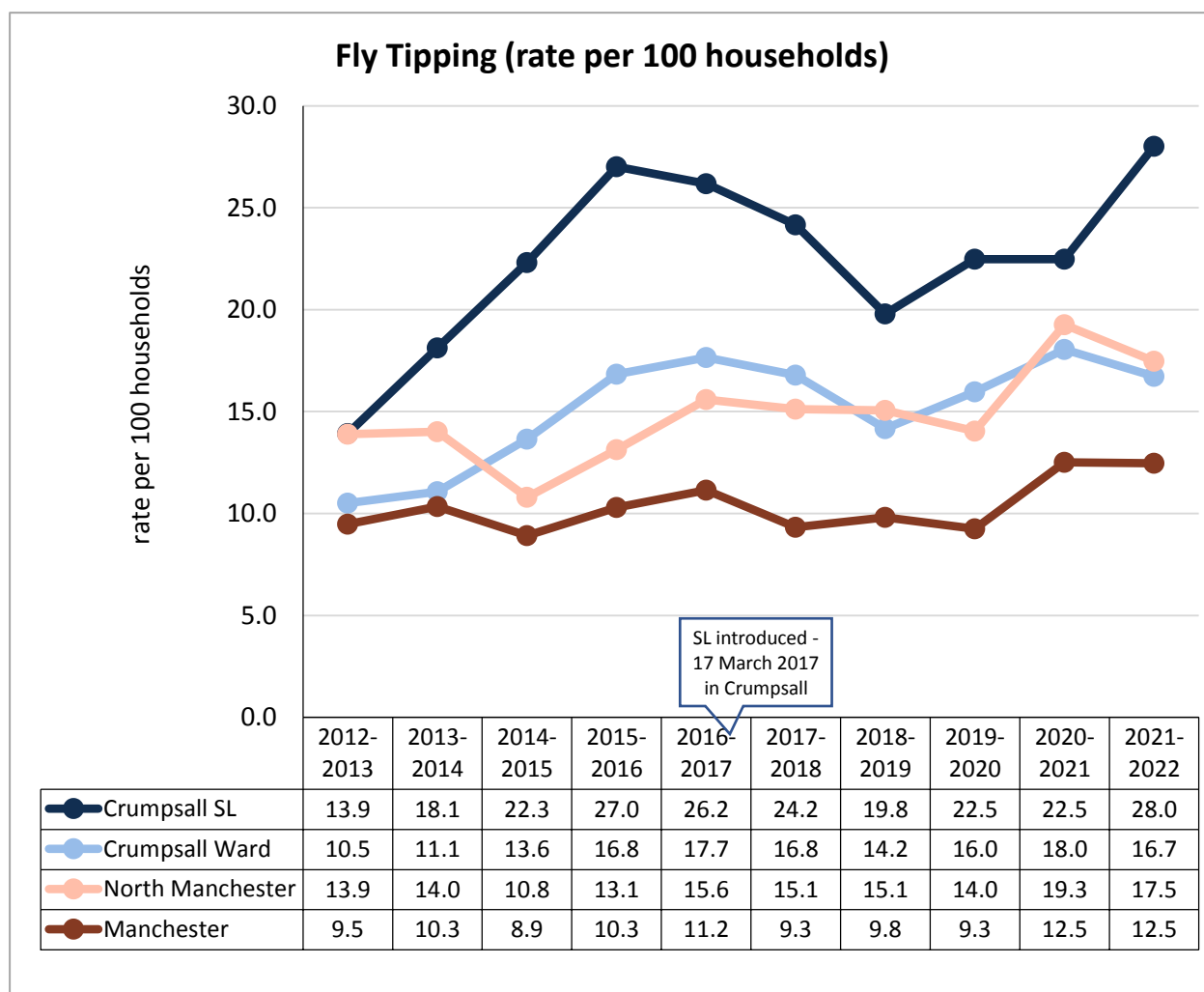


Appendix 2 – Fly tipping, street cleansing / untidy gardens and housing requests; Crumpsall Evaluation:

Fly tipping

Fly tipping data is taken from only those jobs that are reported as 'complete' by our contractor.

Period	Crumpsall SL	Crumpsall Ward	North Manchester	Manchester
2012-13	83	667	9,438	21,670
2013-14	108	702	9,518	23,652
2014-15	133	866	7,330	20,402
2015-16	161	1,068	8,921	23,544
2016-17	156	1,120	10,587	25,518
2017-18	144	1,065	10,269	21,324
2018-19	118	899	10,225	22,440
2019-20	134	1,013	9,540	21,166
2020-21	134	1,145	13,082	28,608
2021-22	167	1,061	11,866	28,525



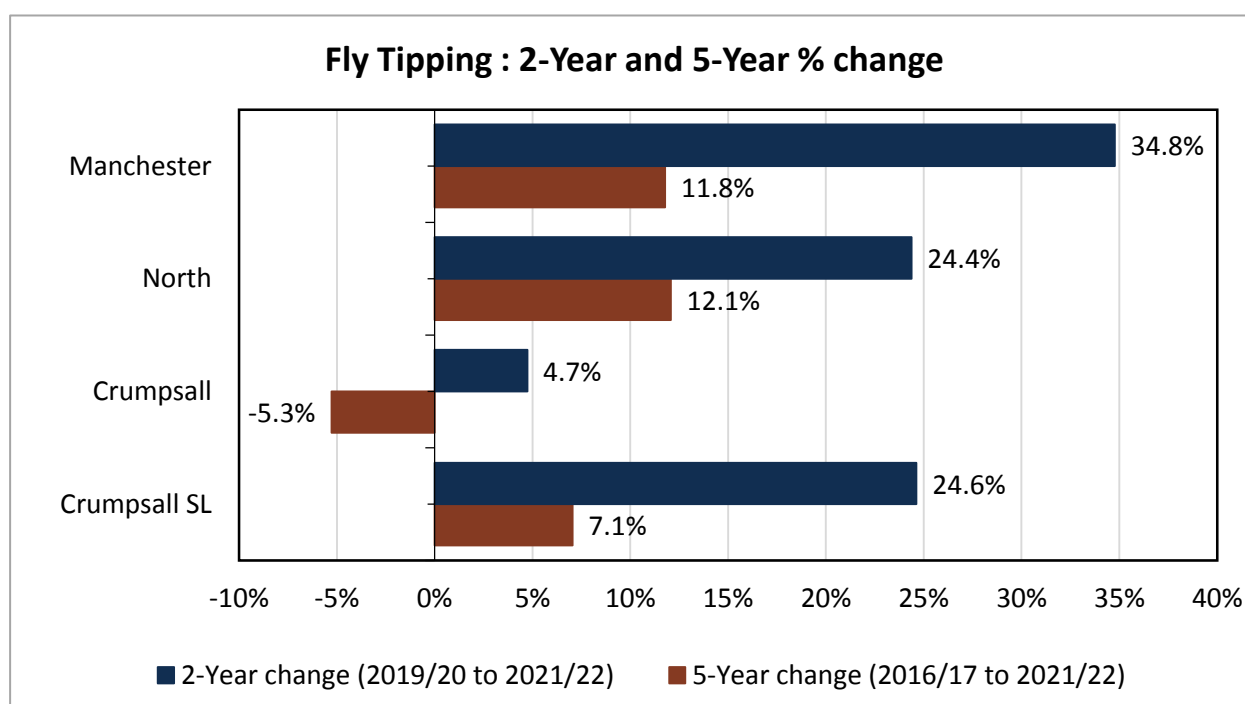
5-Year change (prior to introduction of Selective Licensing) and 2-Year change (Pre-Pandemic)

Fly tipping over the past five year has seen an increase of 7.1% for Crumpsall selective licensing area. This is higher than that of Crumpsall ward (-5.3%) and relatively lower than compared to North Manchester (12.1%) and Manchester (11.8%).

Area	2016/2017	2021/2022	5-Year change	5-Year % change
Crumpsall SL	156	167	11	7.1%
Crumpsall Ward	1120	1,061	-59	-5.3%
North Manchester	10,587	11,866	1,279	12.1%
Manchester	25,518	28,525	3,007	11.8%

There was an increase in 33 fly-tipping incidents completed by Biffa in the Crumpsall selective licensing area over the last two years during the pandemic. Overall, there has been a general increase in fly-tipping incidents across the majority of wards and Manchester as a whole.

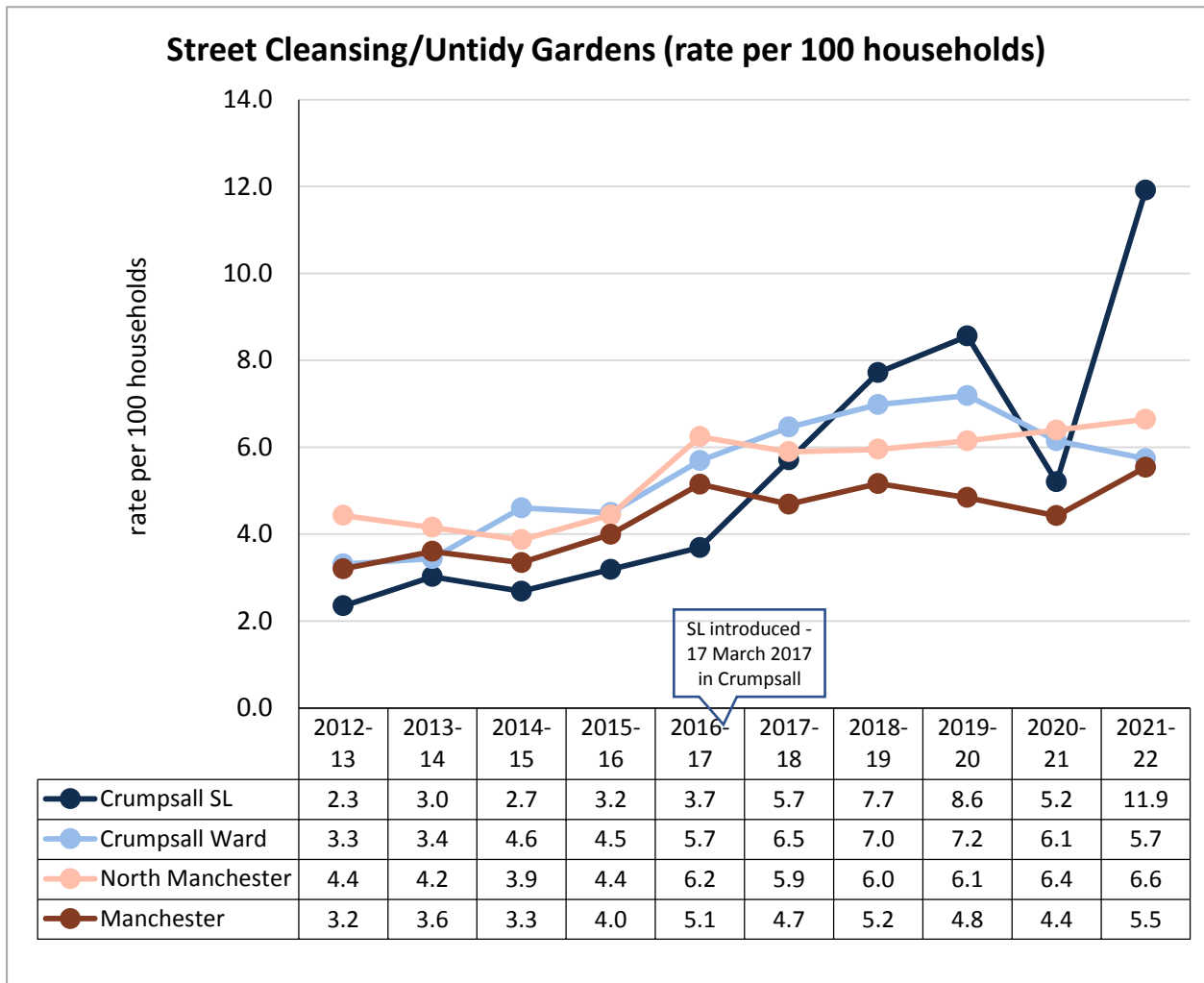
Area	2019/2020	2021/2022	2-Year change (pre-pandemic)	2-Year % change
Crumpsall SL	134	167	33	24.6%
Crumpsall Ward	1,013	1,061	48	4.7%
North Manchester	9,540	11,866	2,326	24.4%
Manchester	21,166	28,525	7,359	34.8%



Street Cleansing/Untidy Gardens

Street Cleansing requests and untidy gardens reported on CRM.

Period	Crumpsall SL	Crumpsall Ward	North Manchester	Manchester
2012-13	14	210	3,009	7,323
2013-14	18	218	2,821	8,239
2014-15	16	292	2,628	7,651
2015-16	19	285	3,017	9,142
2016-17	22	361	4,240	11,777
2017-18	34	410	4,004	10,724
2018-19	46	443	4,042	11,814
2019-20	51	456	4,175	11,074
2020-21	31	390	4,343	10,117
2021-22	71	364	4,512	12,669



Street Cleansing/Untidy Gardens

Request for service for street cleansing and untidy gardens increased by a massive 222.7% from 2016/2017 to 2021/2022 in the Crumpsall selective licensing area. Majority of the wards in the North Manchester area saw a change from -26.9% to 51.3%. The introduction of selective licensing could mean more requests for service to do with street cleansing and untidy gardens.

Area	2016/2017	2021/2022	5-Year change	5-Year % change
Crumpsall SL	22	71	49	222.7%
Crumpsall Ward	361	364	3	0.8%
North Manchester	4,240	4,512	272	6.4%
Manchester	11,777	12,669	892	7.6%

There was an increase in 20 street cleansing and untidy gardens request for service in the Crumpsall selective licensing area over the last two years during the pandemic with an increase of 39.2%. This is higher compared to Crumpsall ward (-20.2%) as well as North Manchester area (8.1%) and the city (14.4%).

Area	2019/2020	2021/2022	2-Year change (pre-pandemic)	2-Year % change
Crumpsall SL	51	71	20	39.2%
Crumpsall Ward	456	364	-92	-20.2%
North Manchester	4,175	4,512	337	8.1%
Manchester	11,074	12,669	1,595	14.4%

