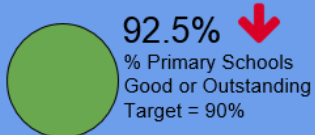
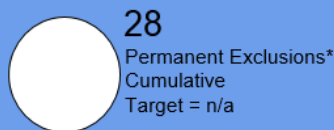
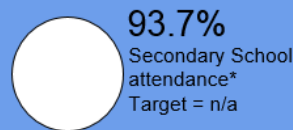
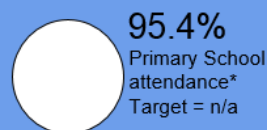

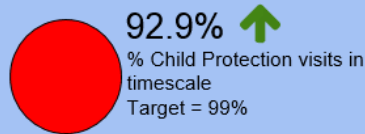
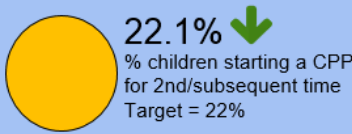
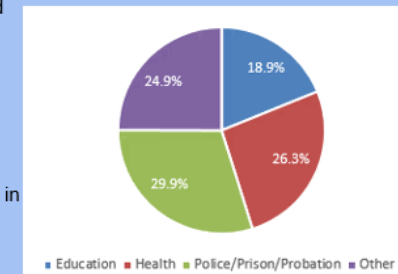


Early Help referrals by agency



Key Arrow colour denotes improving or deteriorating performance compared to previous period. Circle colour denotes whether performance is better than target quoted, amber is within 2% of target.

*Although targets for attendance and exclusions have existed previously, the circumstances surrounding the pandemic have rendered this data incomparable to any other figures. For attendance, this is due to the prevalence of "X" codes on the registers. The X code is neither a present mark or an absent mark, it is instead discounted and removed from the calculation. Therefore, although Manchester's overall attendance for half term 1-2 is 94%, this equates to 84% present in school, with our High Schools being the most affected. 13% of all codes used in secondary are an X code, compared to 9% of X code usage in primary schools.