

**Health and Wellbeing Board  
27th January 2021**

**COVID-19 update**

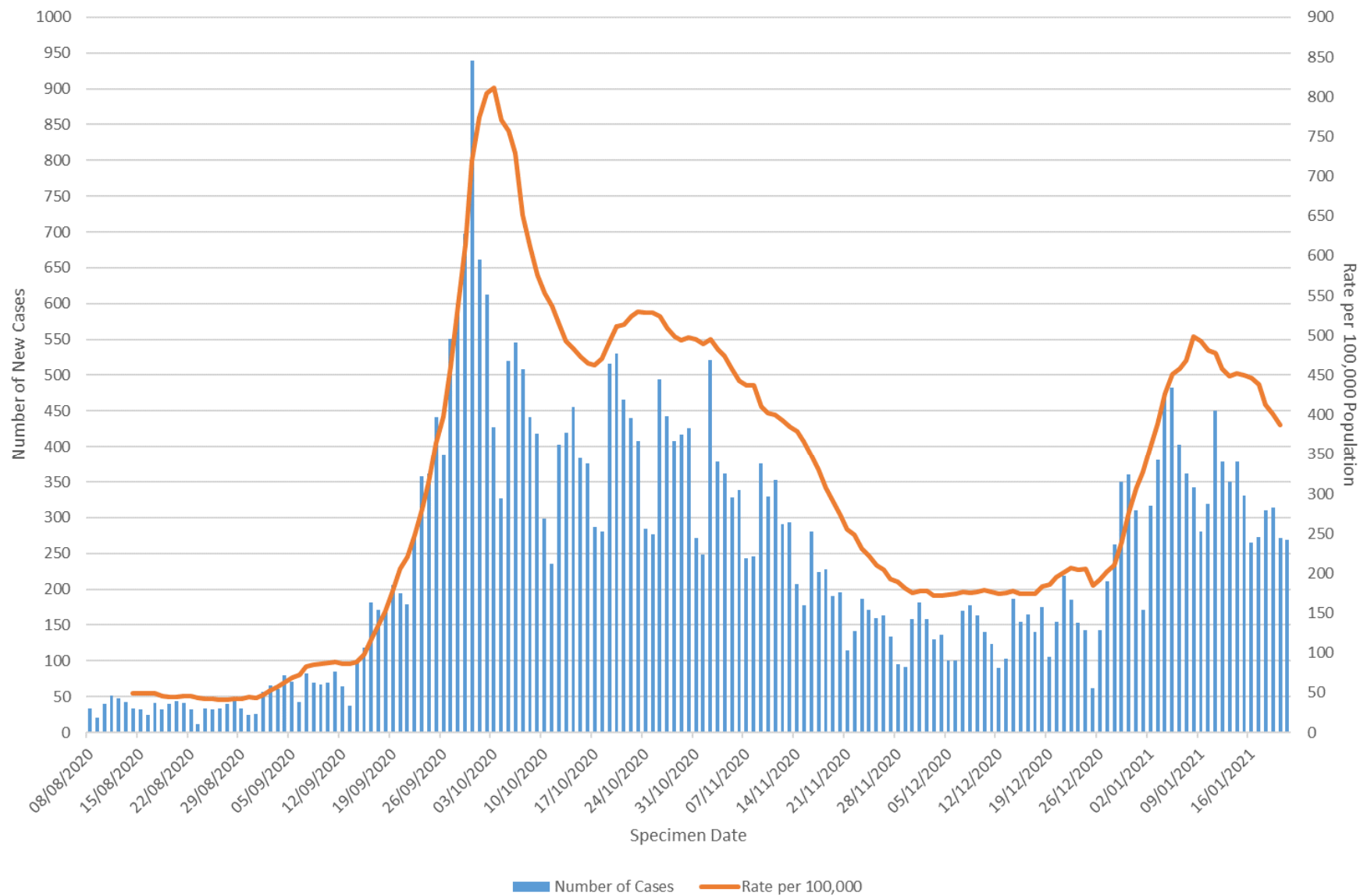
**David Regan, Director of Public Health,  
Manchester City Council**

**Dr Manisha Kumar, Medical Director,  
Manchester Health and Care  
Commissioning**

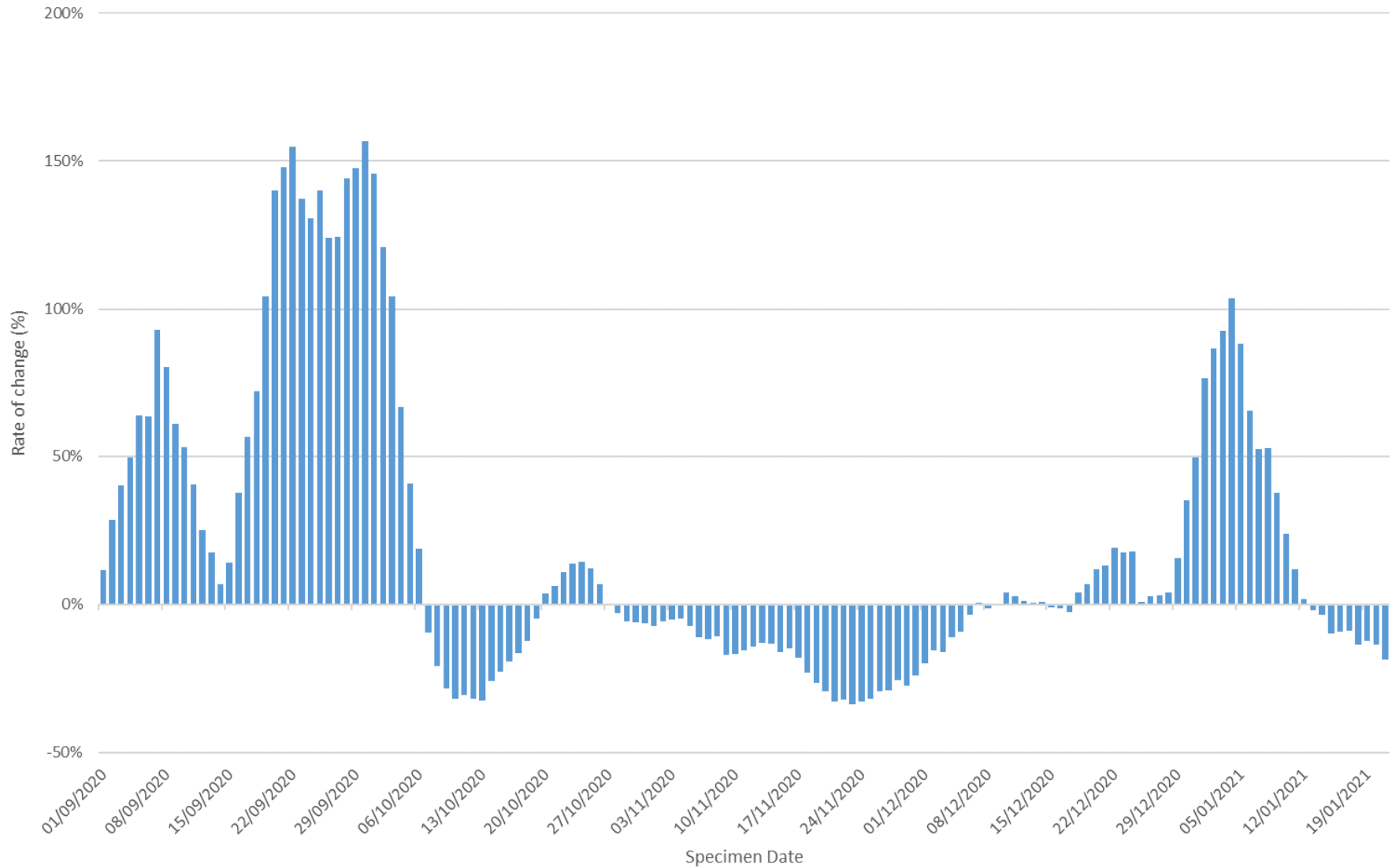
Number of confirmed cases of COVID-19 and 7-day rate per 100,000 population in Manchester: 15 January to 21 January 2020

7-days ending...	Daily number of cases	7 day total number of cases	Rate per 100,000 population	7-day rate of change (%)
15 January	331	2,487	449.8	-9.8%
16 January	265	2,471	447.0	-9.3%
17 January	273	2,425	438.6	-8.9%
18 January	310	2,285	413.3	-13.4%
19 January	314	2,221	401.7	-12.4%
20 January	272	2,143	387.6	-13.7%
21 January	269	2,034	367.9	-19.0%

# COVID-19 detection rate per 100,000 population in Manchester (all ages) by specimen date (14 August 2020 to 21 January 2021)



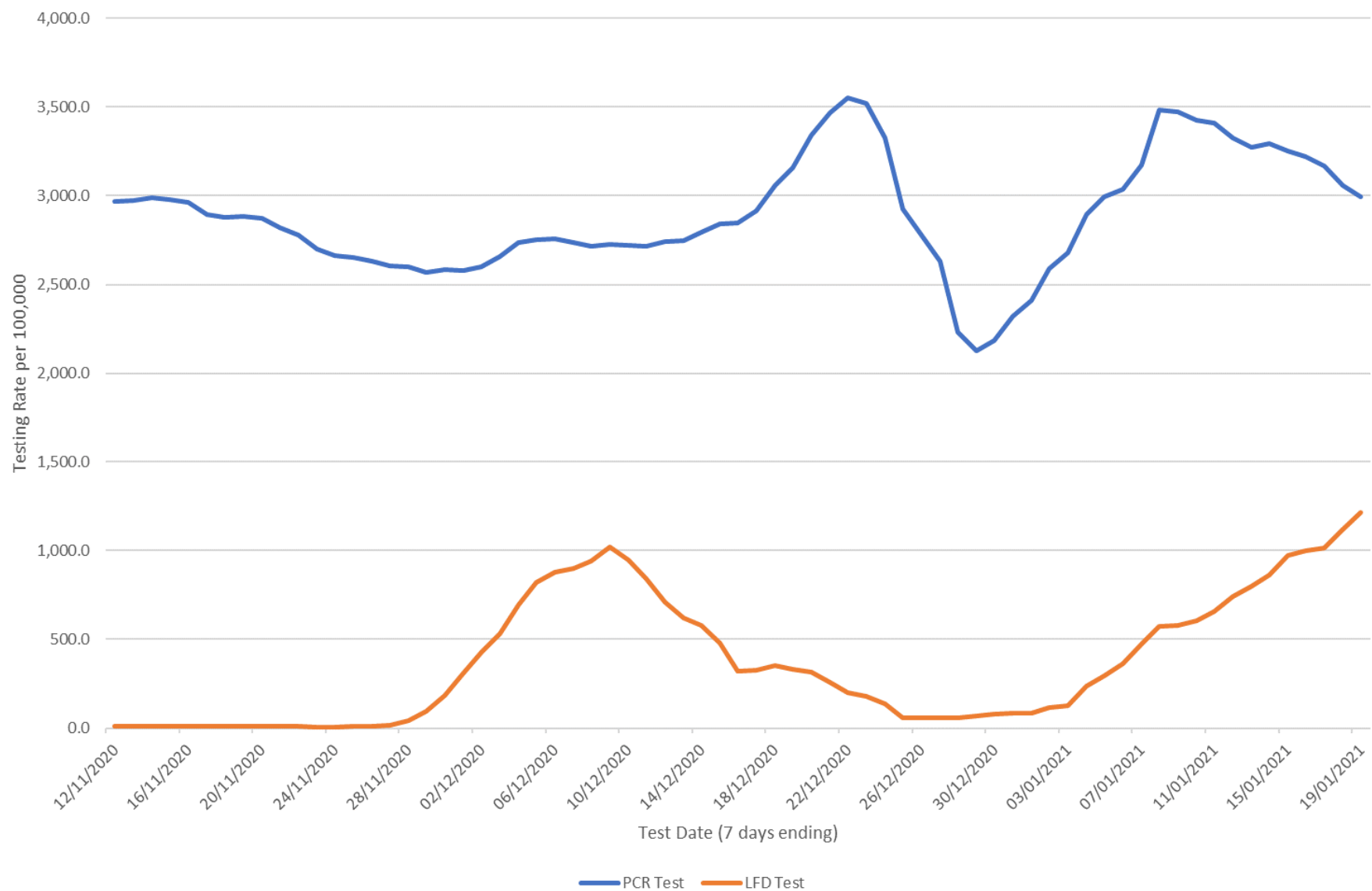
Rate of change in detection rate of COVID-19 per 100,000 population (all ages) in Manchester by specimen date (1 September 2020 to 21 January 2021)



Number of confirmed cases of COVID-19 and 7-day rate per 100,000 population in persons aged 60 and over in Manchester: 16 January to 22 January 2021

7-days ending...	Daily number of cases	7 day total number of cases	Rate per 100,000 population	7-day rate of change (%)
16 January	45	301	422.9	4.9%
17 January	57	320	449.6	15.5%
18 January	45	304	427.1	5.6%
19 January	37	301	422.9	6.4%
20 January	30	297	417.3	7.6%
21 January	41	297	417.3	11.7%
22 January	31	286	401.9	2.1%

## Number of PCR and Lateral Flow Device (LFD) Tests Conducted on Manchester Residents per 100,000 Population (12 November 2020 to 19 January 2021)



# Lateral Flow Test Sites Schedule and High-level Testing Stats

Site	Site Size	Site Launch Date
FC United	Small	22 Dec
Moss Side Leisure Centre	Large	12 Jan
Debdale Outdoor Centre	Small	12 Jan
Heathfield Resource Day Centre	Small	19 Jan
Hall Lane Resource Centre	Small	19 Jan
Rates Hall, Town Hall	Large	*3 Feb
Wythenshawe Nursery	Small	TBC
Birch Community Centre	Med	Paused

\*Rates Hall build to commence 25 Jan. Opening date 3 Feb TBC.

Site	Number Tested	Proportion Positive
FC United	539	0.19%
Moss Side	515	0.78%
Debdale	287	0.35%
Hall Lane	50	2.00%
Heathfield	29	0.00%
<b>Total</b>	<b>1420</b>	<b>0.49%</b>

\*\*Data as at 18:00 Thursday 21 Jan

Reporting of positive tests with S-Gene Target Failure (SGTF) in Manchester  
Specimen dates between 1/12/2020 and 20/01/2021 inclusive

Week beginning...	Total tests	Tests at TaqPath	% tests TaqPath	No. of TaqPath cases	Number of SGTF cases	% cases with SGTF
07/12/2020	18,314	9,151	50.0	808	60	7.4
14/12/2020	21,808	11,049	50.7	838	135	16.1
21/12/2020	16,695	9,331	55.9	896	300	33.5
28/12/2020	16,873	9,430	55.9	1,804	937	51.9
04/01/2021	21,117	12,963	61.4	2,391	1,677	70.1
11/01/2021	19,384	12,049	62.2	2,255	1,667	73.9
18/01/2021	4,824	3,066	63.6	495	407	82.2

*SGTF is a surveillance proxy for VOC-202012/01 based on PCR CT values and may include other variants, especially before Dec 2020. Specimen weeks represent rolling 7-day periods with the exception of the most recent week. This most recent week includes 3 days of data, which are susceptible to reporting delay. Case data is deduplicated to one positive test result per person per week, prioritising SGTF results where cases have multiple tests.*



# Vaccination programme

Manisha Kumar,  
Medical Director



Manchester Health & Care  
Commissioning

A partnership between  
Manchester City Council  
and NHS Manchester CCG

# COVID-19 Vaccination Programme

## Programme Aims

***Deliver a safe, effective and equitable roll out of the Covid-19 vaccine to Manchester patients and health and social care workforce at the fastest possible pace to reach our whole population.***

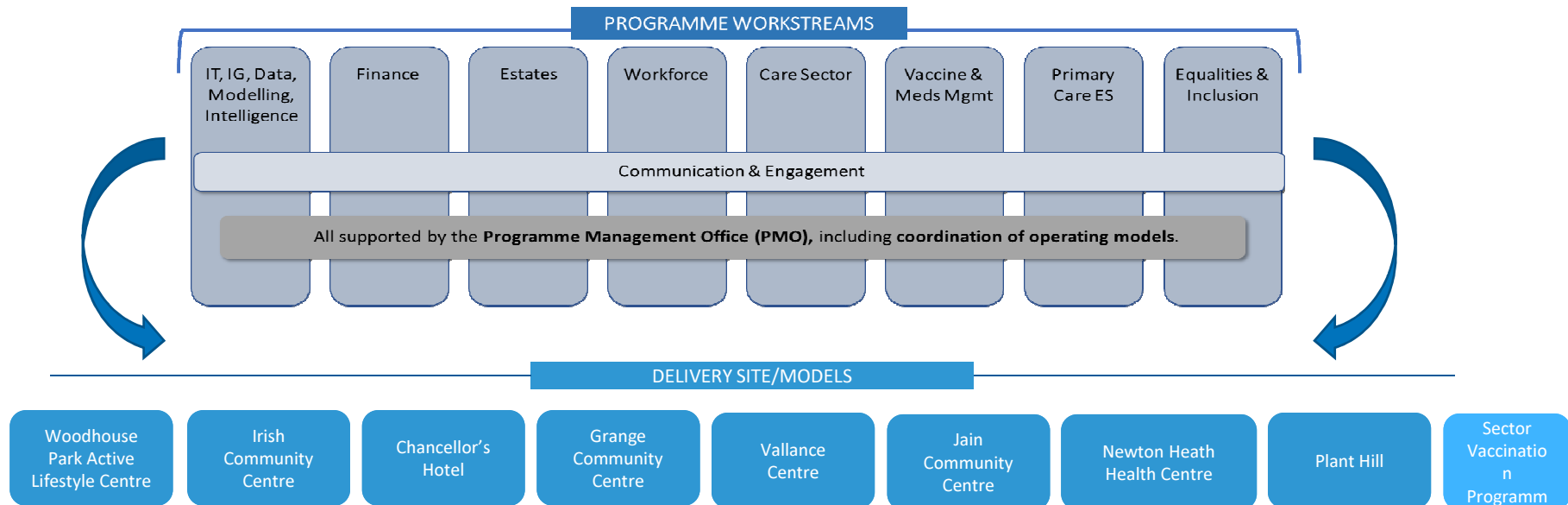
This means a vaccination programme which is

- High volume
- Safe
- Effective
- Equitable
- Value for money
- Least disruptive to other service delivery

# COVID-19 Vaccination Programme

## Programme Structure

Executive SRO: David Regan	Deputy Exec SRO: Manisha Kumar
Operational SRO: Jenny Osborne	Deputy Operational SRO: Leigh Latham



# COVID-19 Vaccination Programme

## Cohorts, Milestones and volumes

Joint Committee Vaccination and Immunisation (JCVI) Cohorts			
Priority	Description	People Ks	Doses K
1	Residents in care homes aged 65 and over and care home worker	2	4
2	All those 80 years of age and over	18	36
	Front line health and social care workers	14	28
3	Aged 75 to 79	11	22
4	Aged 70 to 74	15	13
	Clinically extremely vulnerable individuals	12	24
5	Aged 65 – 69	17	34
6	Higher risk	64	128
7	Aged 60-64	15	30
8	Aged 55 – 59	21	42
9	Aged 50-54	27	54
10	Aged 18-49	318	636
<b>Total</b>		<b>532</b>	<b>1,064</b>

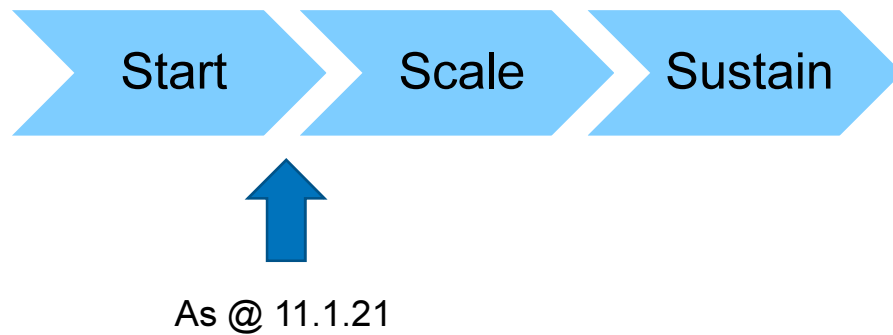
Group	Milestone	Volume
<i>Priority group</i>	<i>Deadline</i>	<i>Doses Ks</i>
P 1-4 First dose	Mid Feb	<b>72</b>
P 5-9 First dose	Early April	<b>142</b>
P 1-9 Second dose	Mid/late June	<b>214</b>
Stage Two – P10	No set date - Modelling to 31.12.21	<b>636</b>

# COVID-19 Vaccination Programme

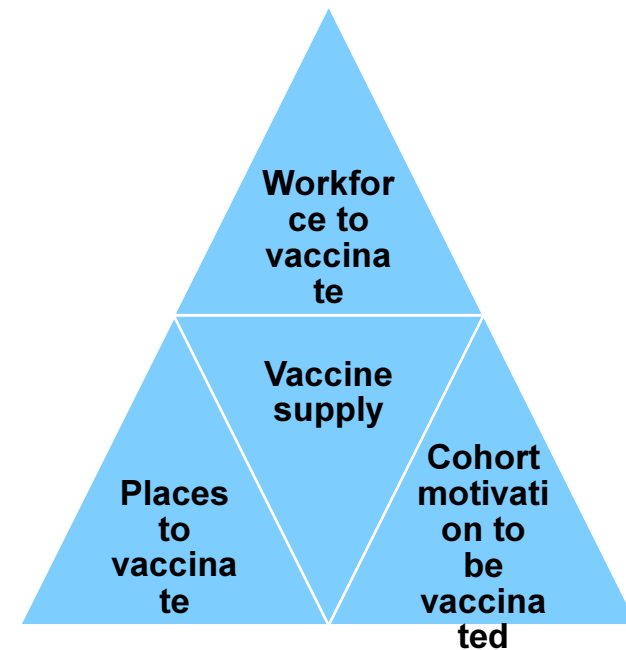
	JCVI Cohorts	COVID deaths	Cumulative % of total COVID deaths	Additional population	Vaccinations to prevent one death
1	Residents in care homes aged 65 and over	22,800	36%	0.5m	20
	and care home workers	<100	36%	0.5m	
2	All those 80 years of age and over	18,900	66%	3.0m	160
	Front line health and social care workers	900	68%	2.5m	
3	Aged 75 +	6,300	78%	2.2m	350
4	Aged 70 +	5,600	86%	3.3m	600
	Clinically extremely vulnerable individuals	1,000	88%	1.4m	
5	Aged 65 +	3,100	93%	3.3m	1,000
6	Higher risk	600	128		
7	Aged 60 +	2,000	30	3.8m	2,000
8	Aged 55 +	900	42	4.4m	4,000
9	Aged 50 +	500	99%	4.7m	8,000
10	Everyone else	600	100%	37m	47,000

# COVID-19 Vaccination Programme

## Stages of implementation



## Drivers of successful vaccination



# COVID-19 Vaccination Programme

## Vaccination Delivery Models

### Primary Care Network (PCN)

#### Targeted Cohorts

- As per the JVICI priority list, focusing mainly on registered patients (+ some workforce)

#### Delivery model(s):

- Seven PCN sites (+)
- Roving model to be developed to vaccinate housebound & vulnerable cohorts eg. rough sleepers

### Care Sector

#### Targeted Cohorts

- Older Care home residents
- Care Home staff
- Care sector staff
- Health workforce

#### Delivery model (s)

- Care home based vaccination model (Pfizer & AZ) working out of the seven PCN sites.
- Mixed provision – GtD and PCNs.
- Wider HSC workforce model in devt.

### Mass Vacc

#### Targeted Cohorts

- Currently 80+ on national call and recall
- Some HSC staff

#### Delivery model(s)

- Using the AZ/Oxford vaccine out of the Etihad Tennis Centre.
- Will cover the whole of GM and wider within 45 minute drive

### Hospital Hub

#### Targeted Cohorts

- Care home staff
- Health and Care Workforce from 11/1
- Some patients

#### Delivery model(s)

- Manchester Foundation Trust vaccinating through MRI.

### Pharmacy

#### Targeted Cohorts

- Currently 80+ on national call and recall

#### Delivery model(s)

- Mixture of community building and pharmacy sites:
- 4 Pharmacies across the city
- ? Supermarket offer

# COVID-19 Vaccination Programme

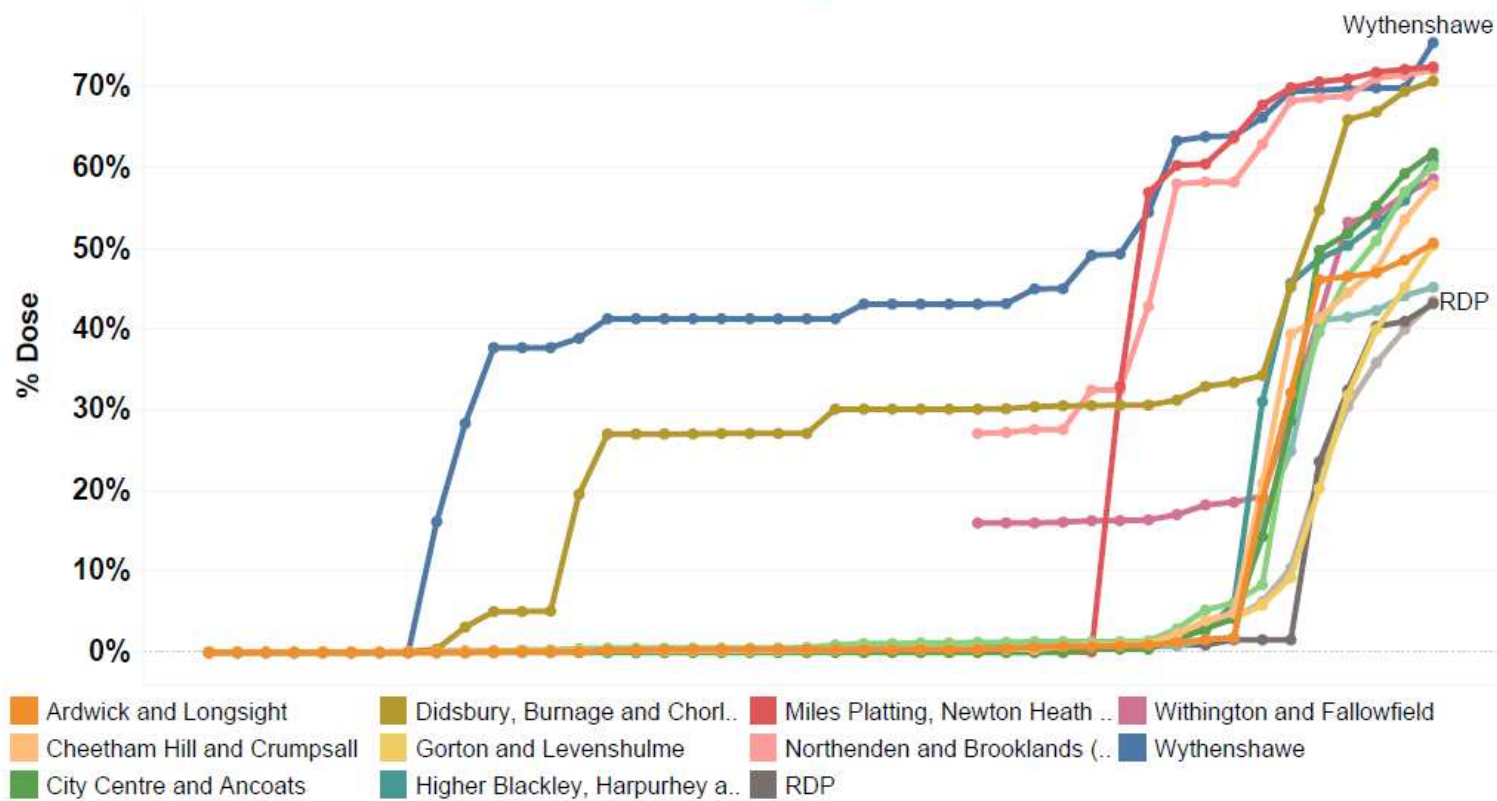
## Programme Update

<b>Vaccinations complete</b>	33,059	Increase of 3,532 from day before.					
Delivery Model	PCN Sites		PCN Sites		Delivery Model	Care Sector	
PCN Sites	Vac Delivery	Notes	Vac Delivery	Notes	Care Homes	Numbers	Notes
Wythenshawe	21/01/2021	1,200 AZ	27/01/2021	975 PFIZER	Total Care Homes vaccinated to date	39	21st Jan - 4 planned.
	22/01/2021	800 AZ	30/01/2021	975 PFIZER, 1200 AZ	Remaining Care Homes scheduled	14	Total of 53 sites.
Newton Heath HC	21/01/2021	800 AZ			<b>Total Residents Vaccinated</b>	922	
	22/01/2021	400 AZ			<b>Total Care Home Staff Vaccinated</b>	389	
Cheetham Irish Centre	18/01/2021	975 PFIZER			<b>Care Sector staff</b>	<b>Numbers</b>	<b>Notes</b>
	21/01/2021	975 PFIZER, 1200 AZ			Vaccinated through MFT	2,288	GMHSCP Report 19th
Jain Community Centre	18/01/2021	975 PFIZER	29/1/2021	400 AZ	Vaccinated through PCN site	TBC	-
	21/01/2021	975 PFIZER, 1200 AZ					
Vallance Centre	18/01/2021	975 PFIZER					
	21/01/2021	975 PFIZER, 1200 AZ					
Chancellor's Hotel	18/01/2021	975 PFIZER					
	21/01/2021	975 PFIZER, 1200 AZ					
Grange Community Centre	21/01/2021	975 PFIZER, 1200 AZ					
Plant Hill Clinic	19/01/2021	975 PFIZER	27/01/2021	975 PFIZER, 1200 AZ			
	21/01/2021	975 PFIZER, 1200 AZ	30/01/2021	975 PFIZER			
<b>Total</b>		<b>22,100 PFIZER 10,400 AZ</b>		<b>2,800 PFIZER 3,900 AZ</b>			



# COVID-19 Vaccination Programme

Trend in % First Dose Received for Patients Age 80+



# COVID-19 Vaccination Programme

## Operational

- PCN site expansion to JCVI Priority Cohorts 3 & 4 (70+ and CEV)
- PCN site planning for housebound population & targeted inclusion offer
- Rapid expansion of HSC workforce vaccination

## Programme Level Planning

- 13 week plan
- Operational cohesion, resilience and sustainability
- Developing operational strategic support tools (BI)
- Focus on equalities and inclusion
- Developing partnerships – eg. LCO workforce offer

# COVID-19 Vaccination Programme

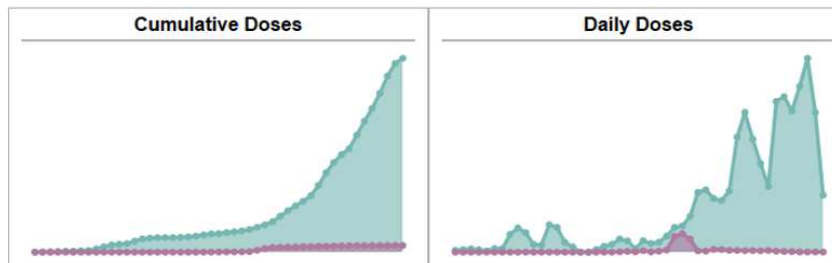


## COVID Vaccination Uptake as of 25 January 2021

### Patients registered with a Manchester GP Practice

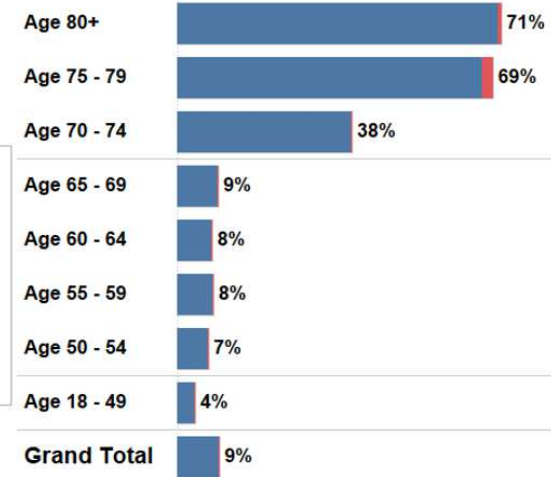
48,914 first doses given △ 1,295

1,686 second doses given △ 2



For patient data available on the NIMS first dose vaccination delivery is **12% above** our fixed delivery target by 31st March

### First Dose Uptake by Age (previous day achievement)





# ACUTE TRUST PRESSURES UPDATE

- Significant pressure on the health and care system nationally
- Locally, all 3 hospital sites continue to be under extreme pressure and in the highest level of escalation